

Sourcing – Contract management

From supplier's side (1/5)

The screenshot shows the WeBUY dashboard interface. At the top, it says 'Welcome to WeBUY' and '16:19 CET - Central Europe Time'. The main navigation menu on the left includes 'Sourcing', 'My Contracts', 'Projects', 'RFIs', 'Procurement Process', 'Auctions', 'My Contracts', and 'WeBUY Notices'. The 'My Contracts' menu item is highlighted with a blue circle and a '1' icon. A secondary menu for 'My Contracts' is also visible, with 'My Contracts' highlighted by an orange box and a blue circle with '1'. The main content area shows a table for 'QUALIFICATIONS UPDATE' with columns: BUYER ORGANISATION, FIRST CATEGORY, REQUEST RECEIVED ON, EDITABLE FORM COMPLETION, and EIC. A row is visible for 'Enel' with category 'Maintenance on stands for electric vehicle recharging - CANADA' and a 71% completion rate. Below this is a 'NEW MESSAGES (LAST 30 DAYS)' section with an 'Actions (1)' button and a table with columns: OBJECT TYPE, UNREAD MESSAGES IN, and ORGANISATION NAME. The table shows one action: 'Perfezionamento'.

- 1 From the dashboard, click on "Sourcing > My Contracts" or go directly to "My Contracts" in the Quick Links section to access the Contract list

Sourcing – Contract management

From supplier's side (2/5)

My Contracts ...

My Contracts

All Contracts

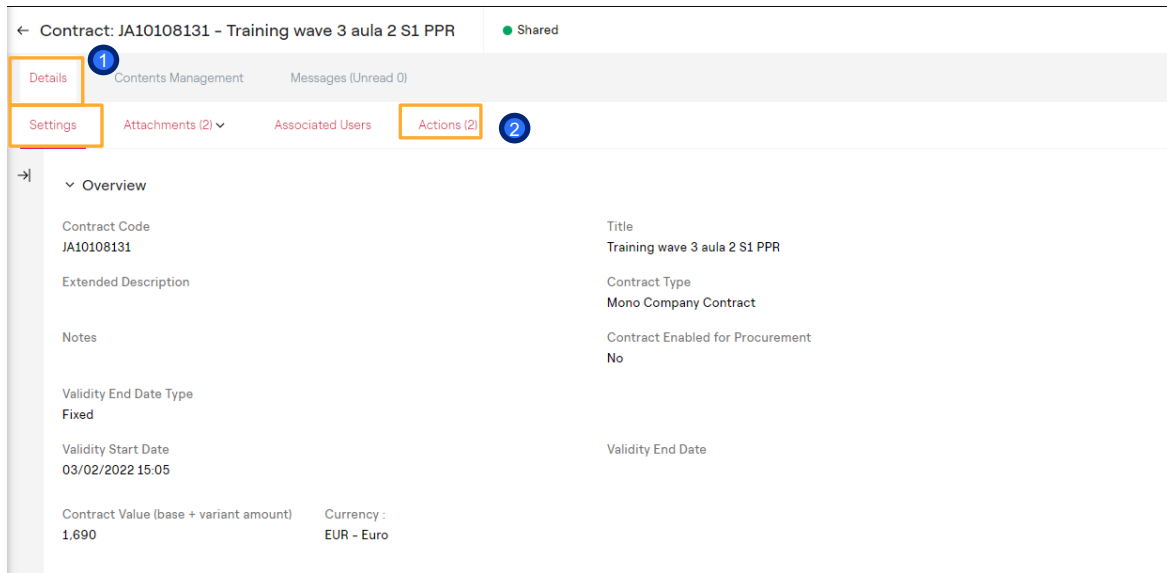
Showing Result 1 - 50 of 468 1 2 3 4 ... 10 →

	CODE	TITLE	BUYER ORGANISATION
1	JA10108226	test 1	Enel
2	JA10108131	Training wave 3 aula 2 S1 PPR	Enel
3	JA10108041	20012021_GWP_ES3_Contrato	Enel
4	JA10108016	Final Contract Standard Template	Enel
5	JA10108014	PRUEBA ANALISIS POSICION CONTRATOS	Enel

1 Click on the Contract of interest

Sourcing – Contract management

From supplier's side (3/5)



The screenshot displays a contract management interface for a contract titled "Contract: JA10108131 - Training wave 3 aula 2 S1 PPR". The interface includes a navigation bar with tabs for "Details", "Contents Management", and "Messages (Unread 0)". Below the navigation bar, there are sections for "Settings", "Attachments (2)", "Associated Users", and "Actions (2)". The "Overview" section is expanded, showing the following details:

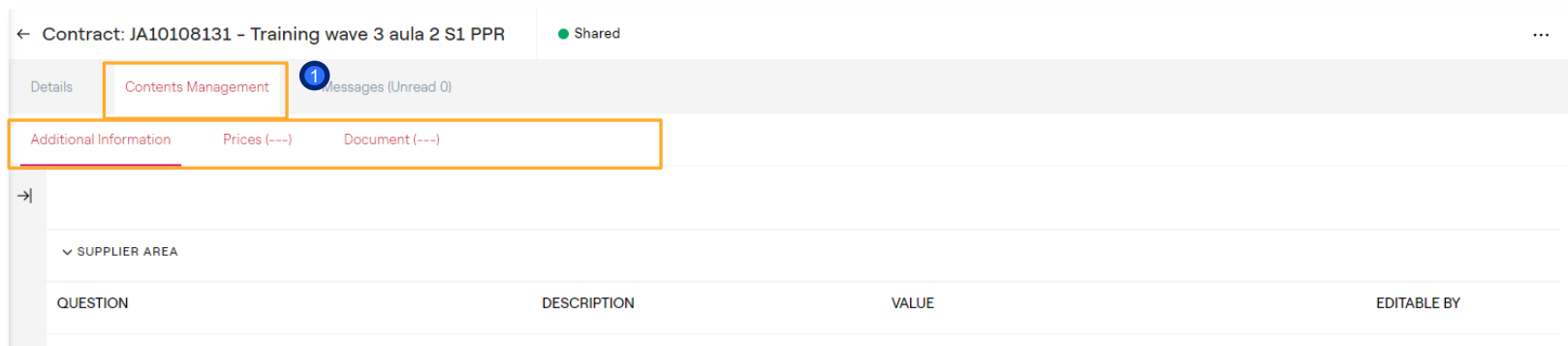
Contract Code	JA10108131	Title	Training wave 3 aula 2 S1 PPR
Extended Description		Contract Type	Mono Company Contract
Notes		Contract Enabled for Procurement	No
Validity End Date Type	Fixed	Validity End Date	
Validity Start Date	03/02/2022 15:05		
Contract Value (base + variant amount)	1,690	Currency :	EUR - Euro

- ① In the details section is possible to have a view the general information
- ② The section “actions” can be activated by the buyer in order to monitor / confirm eventually Ks requested during the tender phase. The supplier, accessing the section will be able to complete or not the information requested according to the collaboration status (open or close).

Sourcing – Contract management

From supplier's side (4/5)

- 1 In the “Contents Management” section is possible to:
 - Insert some document in the “Additional Information” areas
 - View the price list in the “Prices” section
 - View the master document for the Contract in the “Master Document” section



Contract: JA10108131 - Training wave 3 aula 2 S1 PPR ● Shared

Details **Contents Management** 1 Messages (Unread 0)

Additional Information Prices (---) Document (---)

→

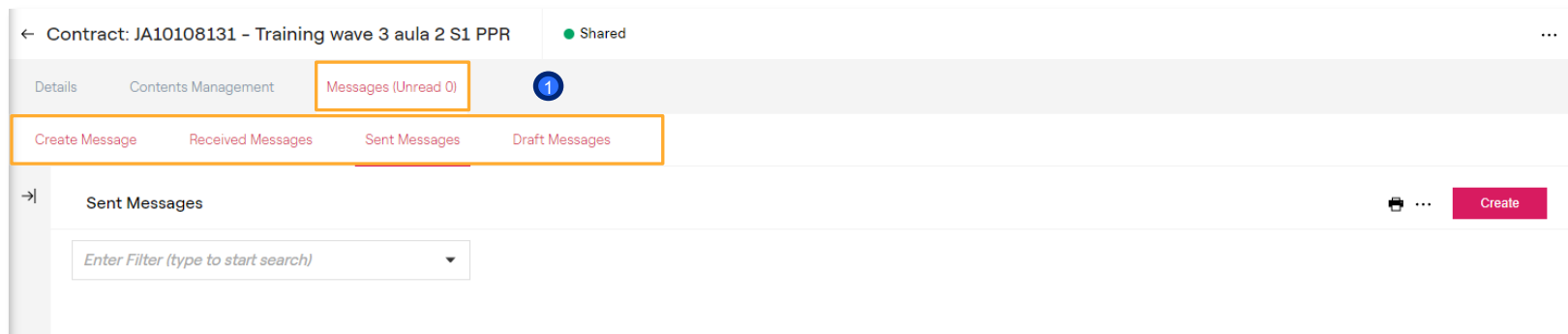
▼ SUPPLIER AREA

QUESTION	DESCRIPTION	VALUE	EDITABLE BY

Sourcing – Contract management

From supplier's side (5/5)

- 1 In the "Messages" section is possible to send and receive messages from Enel users



The screenshot displays the 'Contract: JA10108131 - Training wave 3 aula 2 S1 PPR' interface. At the top, there is a 'Shared' status indicator. Below this, a navigation bar includes 'Details', 'Contents Management', and 'Messages (Unread 0)', with the latter highlighted by an orange box and a blue notification icon. A secondary menu below the navigation bar contains 'Create Message', 'Received Messages', 'Sent Messages', and 'Draft Messages', with 'Sent Messages' also highlighted by an orange box. The main content area is titled 'Sent Messages' and features a search filter input field with the placeholder text 'Enter Filter (type to start search)'. On the right side of this area, there are icons for printing and a 'Create' button.